



## CENTRALIZED TAILGATE LOCK SYSTEM FOR : TOYOTA Hilux Revo 2016+

### **1./ Please check you have all the required parts**

before starting installation :

- 1 X baseplate and actuator kit
- 1 X wiring loom
- 8-10 X cable ties
- 2 X scotch locks – please note that soldering is recommended
- 1 X convoluted tubing – to protect wiring harness

### **2./ You will need the following tools :**

- Screwdriver (to remove tailgate panel)
- Metric socket set (to remove tailgate handle)
- Soldering equipment
- Pliers (to crimp scotch lock wire connectors – optional)

### **3./ Open tailgate :**


Undo 10 screws and remove metal panel to allow access into the inside of the tailgate.






## CENTRALIZED TAILGATE LOCK SYSTEM FOR : TOYOTA Hilux Revo 2016+

**4./ Undo two bolts from handle**  
*(this is the location you will mount the power lock).*



**5./ Remove key barrel lock**  
*(press the spring clip together and simply pull out).*







## CENTRALIZED TAILGATE LOCK SYSTEM FOR : TOYOTA Hilux Revo 2016+

### **6./ Mount Power Lock.**

*Fix into position by reusing the bolts you removed in step 3.*




### **7./ Refit key barrel. Simply slide back into position. Ensure you slide through power lock and into the trucks lock mechanism.**






## CENTRALIZED TAILGATE LOCK SYSTEM FOR : TOYOTA Hilux Revo 2016+

**8./** Feed cable out of the tailgate and underneath the truck body, run the cable to the driver's or passenger's front door area.




**9./** Under the front seats locate a grommet and puncture a small hole to feed the cables into the vehicle.






## CENTRALIZED TAILGATE LOCK SYSTEM FOR : TOYOTA Hilux Revo 2016+

**10./** Pull up door sill guard to locate vehicle wiring loom and allow access to the power Lock cable.




**11./** Connect cable cable using the scotch locks (or solder) please ensure the cable get a good connection. Connect **RED** to **WHITE**





## CENTRALIZED TAILGATE LOCK SYSTEM FOR : TOYOTA Hilux Revo 2016+

**12./** Please be careful when connecting the wires as there're several White and Black wires in the vehicle loom.  
Connect **BLACK** to **BLACK**.



**14./** Test the kit by clicking the central locking and checking that the tailgate locks and unlocks.  
**Don't click continuously since the motor may over heat and fail.**  
If everything works, replace the tailgate cover.



**// SJS Pro recommends that installation is done by a qualified auto electrician. Any electrical faults due to improper installation will not be warranted by SJS Pro Products Co. Ltd. //**

SJS Pro-Products Co.,Ltd. Latkrabang Estate Export Processing Zone 2,  
No.10 Chalong Krung 31 Road, Lamplatiw Sub-District, Latkrabang District,  
Bangkok 10520 Thailand. [www.sjscanopy.com](http://www.sjscanopy.com)